



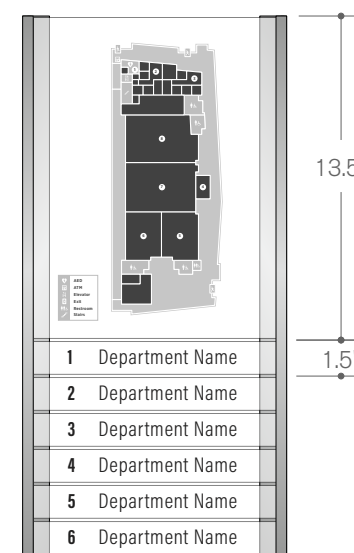
Configuration 1
Directory, Multiple tile
11.0"w X 15.0"h



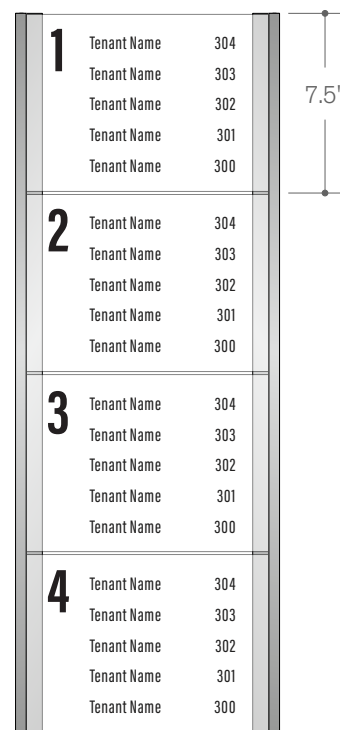
Configuration 2
Directory, Multiple tile
11.0"w X 15.0"h



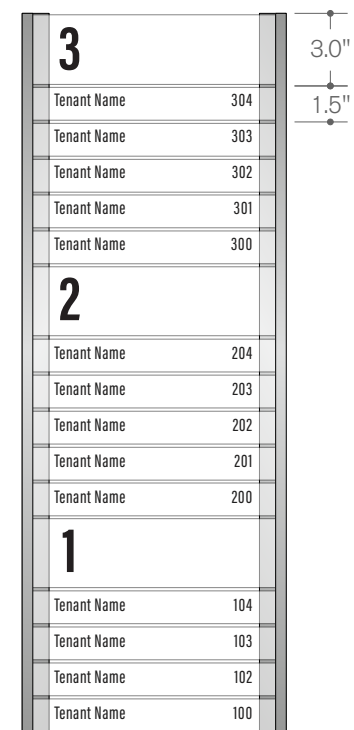
Configuration 3
Directory, Multiple tile
11.0"w X 22.5"h



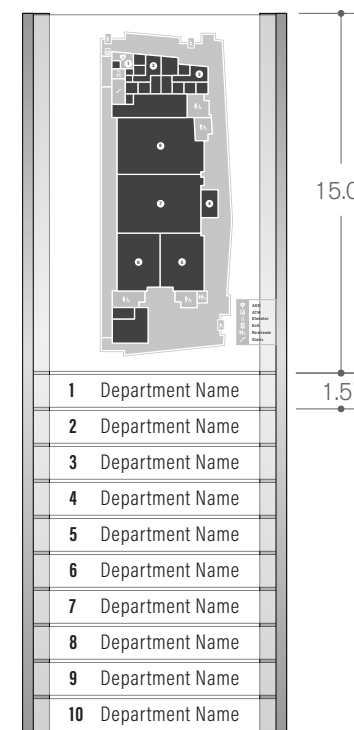
Configuration 4
Directory, Multiple tile
11.0"w X 22.5"h



Configuration 5
Directory, Multiple tile
11.0"w X 22.5"h



Configuration 6
Directory, Multiple tile
11.0"w X 22.5"h




Configuration 7
Directory, Multiple tile
11.0"w X 22.5" h

Directories are available in a full range of tile configurations. All accommodate a printed tile enabling the system to be updated as necessary.

**Additional sizes and configurations available.*

takeform

11601 Maple Ridge Rd Medina NY, 14103
P 800.528.1398 F 585.798.8889
www.takeform.net



2	3.0"
 CORPORATE LOGO HERE	4.5"
1	
 OTHER CORP LOGO HERE	

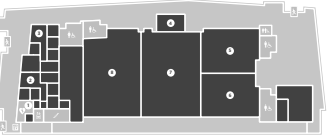
Configuration 8
Directory, Multiple tile
17.0"w X 15.0"h

Department Name		1.5"
Julius Schwartz, <i>Relational Quality Associate</i>		
Sharron Hornung, <i>Regional Response Developer</i>		
Percy Chandle, <i>Customer Interactions Director</i>		
Department Name		
Julius Schwartz, <i>Relational Quality Associate</i>		
Sharron Hornung, <i>Regional Response Developer</i>		
Percy Chandle, <i>Customer Interactions Director</i>		
Sharron Hornung, <i>Regional Response Developer</i>		
Percy Chandle, <i>Customer Interactions Director</i>		

Configuration 9
Directory, Multiple tile
17.0"w X 15.0"h

7100 Main Street		3.0"
Betty Bowles	101	1.5"
Carolyn Carter	102	
Virginia Thomas	103	
Hildred Whittum	104	
Evelyn Goodrich	200	
Marian Walsh	201	
Dorothy Van Vorst	202	
Hattie Baribeau	203	
Gertrude Nellis	300	
Gene Wardell	301	
Garth Padgham	302	
Art Guerra	303	
Ina Post	304	

Configuration 10
Directory, Multiple tile
17.0"w X 22.5"h

		10.5"
1	Department Name	1.5"
2	Department Name	
3	Department Name	
4	Department Name	
5	Department Name	
6	Department Name	
7	Department Name	
8	Department Name	

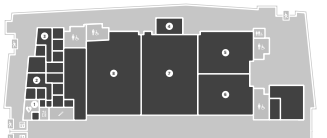
Configuration 11
Directory, Multiple tile
17.0"w X 22.5"h

1	3.0"	
Department Name		1.5"
101		
Julius Schwartz, <i>Relational Quality Associate</i>		
Sharron Hornung, <i>Regional Response Developer</i>		
Percy Chandle, <i>Customer Interactions Director</i>		
Department Name		
103		
Julius Schwartz, <i>Relational Quality Associate</i>		
Sharron Hornung, <i>Regional Response Developer</i>		
Percy Chandle, <i>Customer Interactions Director</i>		
2		
Department Name		
203		
Julius Schwartz, <i>Relational Quality Associate</i>		
Sharron Hornung, <i>Regional Response Developer</i>		
Percy Chandle, <i>Customer Interactions Director</i>		
Department Name		
204		
Julius Schwartz, <i>Relational Quality Associate</i>		
Sharron Hornung, <i>Regional Response Developer</i>		
Percy Chandle, <i>Customer Interactions Director</i>		


Configuration 12
Directory, Multiple tile
17.0"w X 30.0"h

1	7.5"		
Tenant Name	304	Tenant Name	304
Tenant Name	303	Tenant Name	303
Tenant Name	302	Tenant Name	302
Tenant Name	301	Tenant Name	301
Tenant Name	300	Tenant Name	300
2		Tenant Name	304
Tenant Name	304	Tenant Name	303
Tenant Name	303	Tenant Name	302
Tenant Name	302	Tenant Name	301
Tenant Name	301	Tenant Name	300
3		Tenant Name	304
Tenant Name	304	Tenant Name	303
Tenant Name	303	Tenant Name	302
Tenant Name	302	Tenant Name	301
Tenant Name	301	Tenant Name	300
4		Tenant Name	304
Tenant Name	304	Tenant Name	303
Tenant Name	303	Tenant Name	302
Tenant Name	302	Tenant Name	301
Tenant Name	301	Tenant Name	300

Configuration 13
Directory, Multiple tile
17.0"w X 30.0"h

		14.5"
1	Department Name	1.5"
2	Department Name	
3	Department Name	
4	Department Name	
5	Department Name	
6	Department Name	
7	Department Name	
8	Department Name	
9	Department Name	
10	Department Name	

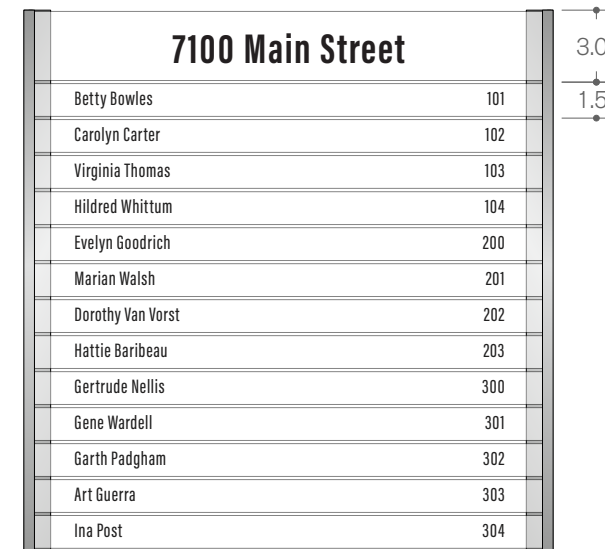
Configuration 14
Directory, Multiple tile
17.0"w X 30.0"h



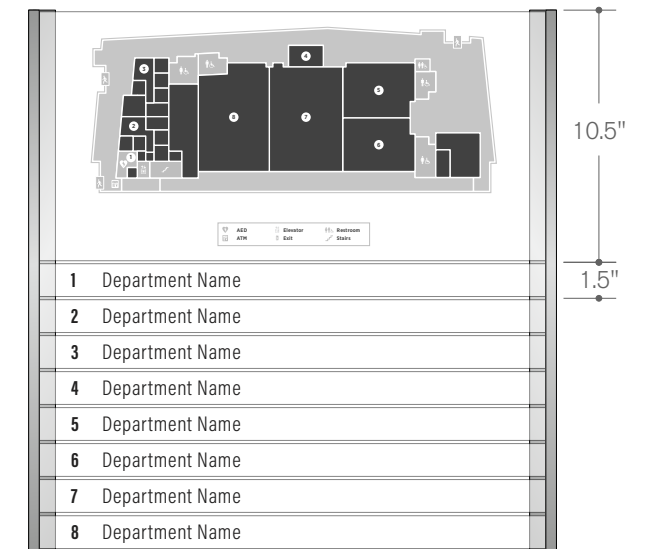
Configuration 15
 Directory, Multiple tile
 22.0"w X 15.0"h



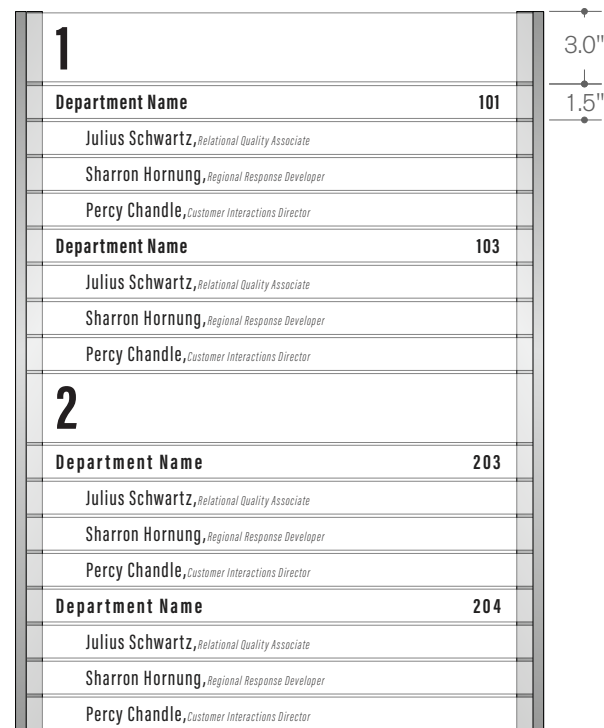
Configuration 16
 Directory, Multiple tile
 22.0"w X 15.0"h



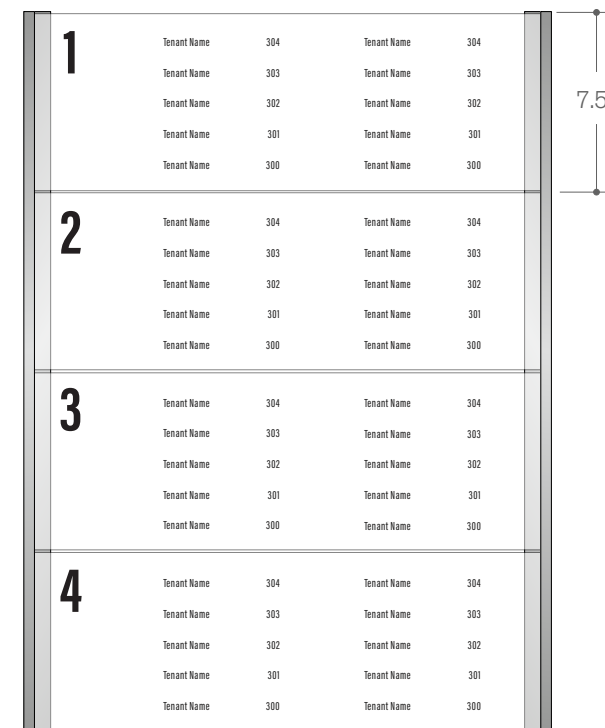
Configuration 17
 Directory, Multiple tile
 22.0"w X 22.5"h



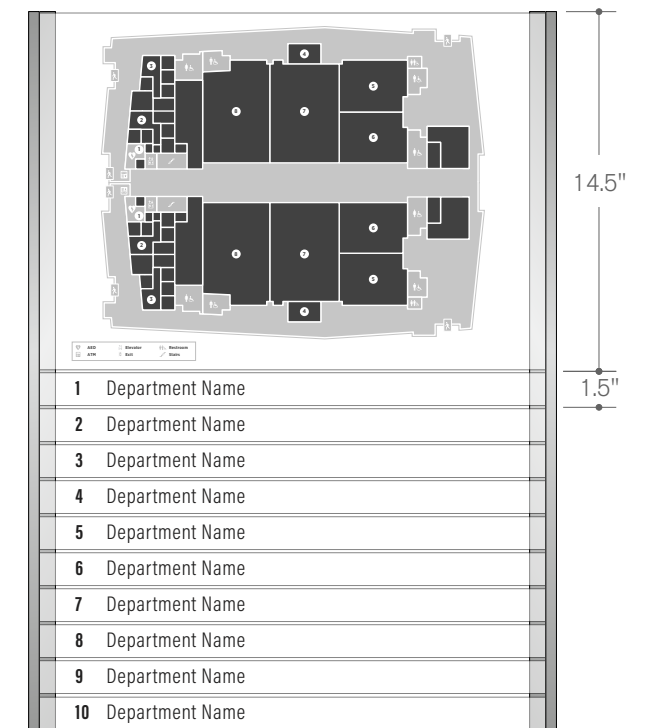
Configuration 18
 Directory, Multiple tile
 22.0"w X 22.5"h





Configuration 19
 Directory, Multiple tile
 22.0"w X 30.0"h




Configuration 20
 Directory, Multiple tile
 22.0"w X 30.0"h



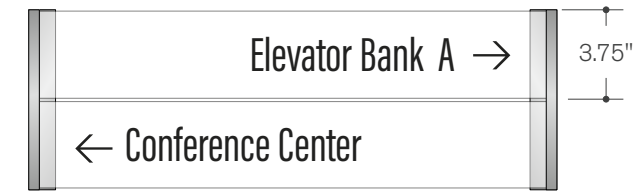
Configuration 21
 Directory, Multiple tile
 22.0"w X 30.0"h



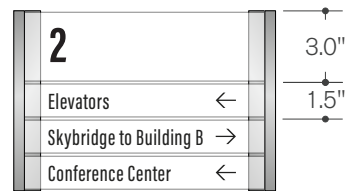
Configuration 22
Small Directional, Multiple tile
11.0"w X 7.5"h




Configuration 23
Medium Directional, Multiple tile
17.0"w X 7.5"h




Configuration 24
Medium Directional, Multiple tile
22.0"w X 7.5"h



Configuration 25
Small Directional, Multiple tile
11.0"w X 7.5"h



Configuration 26
Medium Directional, Multiple tile
17.0"w X 7.5"h



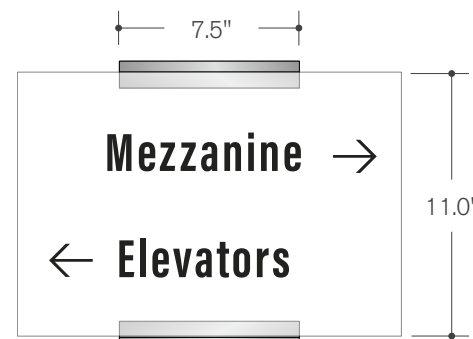
Configuration 27
Medium Directional, Multiple tile
22.0"w X 7.5"h



Configuration 28
Small Directional, Extended tile
16.0"w X 8.0"h



Configuration 30
Small Directional
15.0"w X 8.0"h



Configuration 29
Medium Directional, Extended tile
16.0"w X 12.0"h

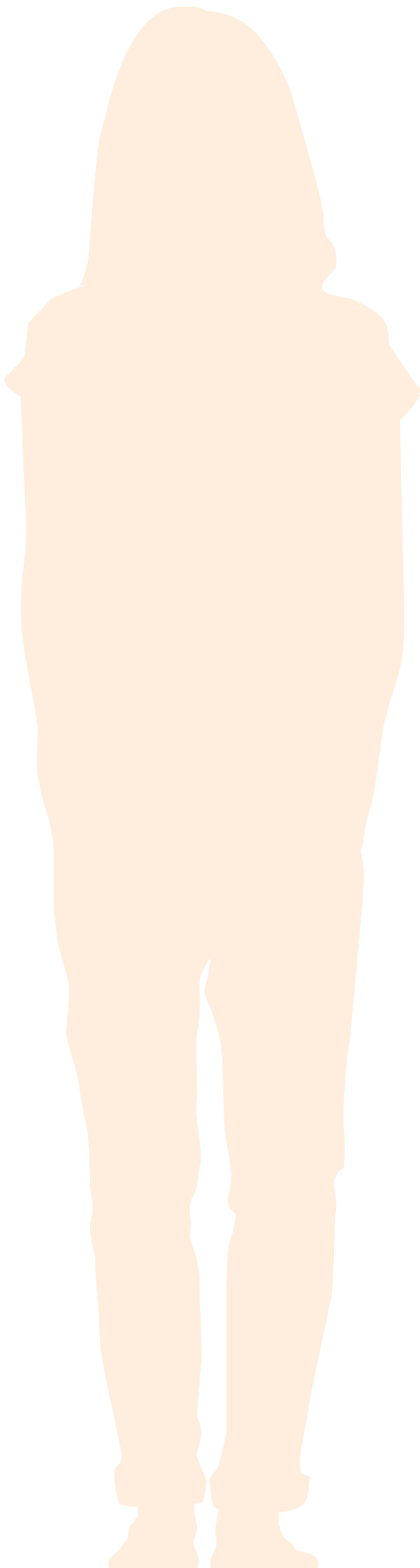


Configuration 31
Medium Directional
15.0"w X 12.0"h

Directional signs typically have raised or direct print copy indicating floor, zone or current location. An updateable, printed tile enables your copy to be easily changed in the future.

**Additional tile sizes and configurations available.*

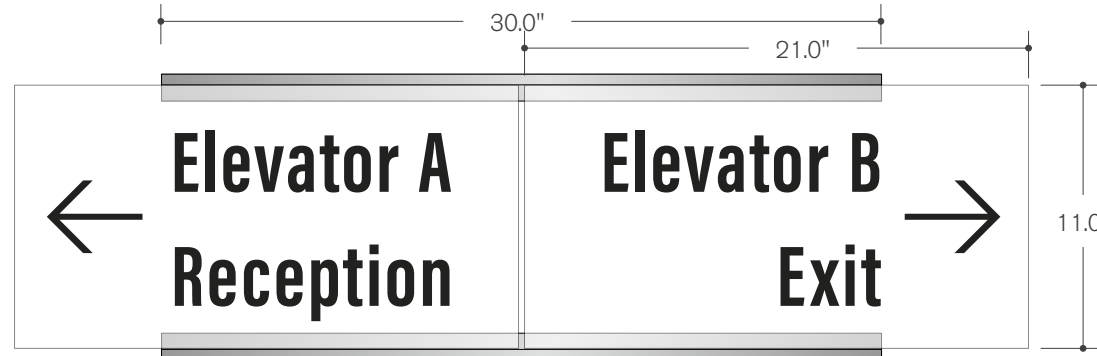
takeform



Configuration 32
Overhead Directional, Multiple extended tile
42.0" w X 10.0" h



Configuration 34
Overhead Directional, Extended tile
42.0" w X 8.0" h



Configuration 33
Overhead Directional, Multiple extended tile
42.0" w X 12.0" h



Configuration 35
Overhead Directional, Extended tile
42.0" w X 12.0" h



Configuration 36
Overhead Directional
30.0" w X 8.0" h



Configuration 38
Overhead Directional
30.0" w X 8.0" h



Configuration 37
Overhead Directional
30.0" w X 12.0" h



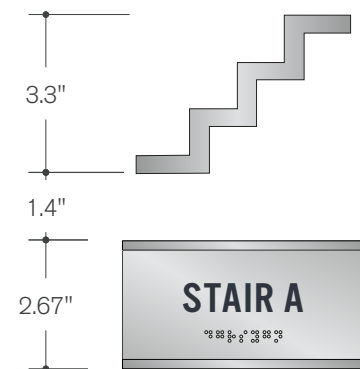

Configuration 39
Overhead Directional
30.0" w X 12.0" h

Choose from a variety of sizes and styles. Overheads are available with changeable direct printed tile – so you can change as your space does.

**Additional sizes and configurations available.*

takeform

11601 Maple Ridge Rd Medina NY, 14103
P 800.528.1398 F 585.798.8889
www.takeform.net



Configuration 40
Stair ID
5.0"w X 7.4"h




Configuration 41
Restroom ID
5.0"w X 7.4"h



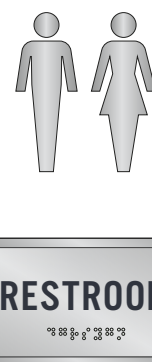
Configuration 42
Restroom ID
5.0"w X 7.4"h



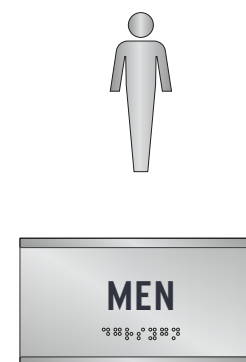
Configuration 43
Restroom ID
5.0"w X 7.4"h



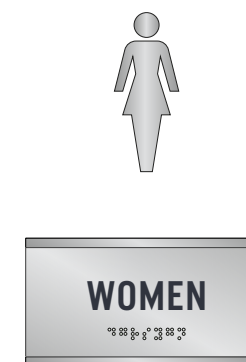
Configuration 44
Stair ID
5.0"w X 7.4"h



Configuration 45
Restroom ID
5.0"w X 7.4"h



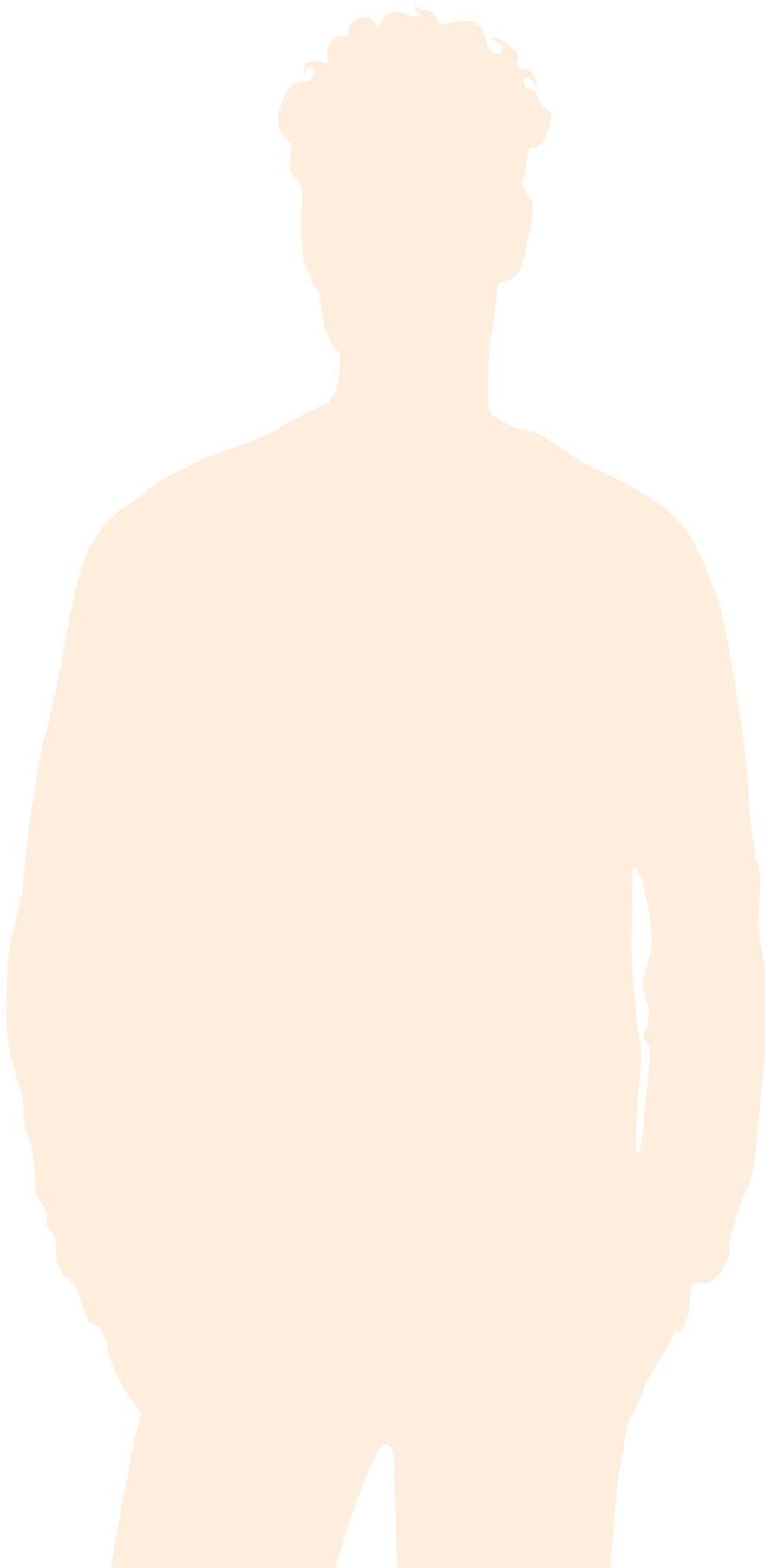
Configuration 46
Restroom ID
5.0"w X 7.4"h



Configuration 47
Restroom ID
5.0"w X 7.4"h

Code signs are part of every project. We know ADA and life safety code and we'll assure your compliance – even interface with local code officers as necessary.

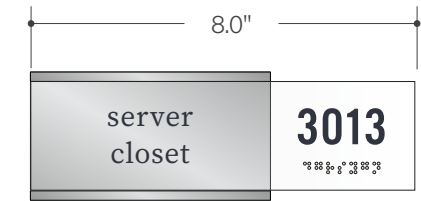
**Additional sizes and configurations available.*



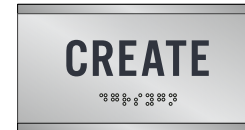
Configuration 48
Permanent Room ID
5.0"w X 2.67"h



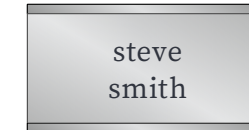
Configuration 49
Permanent Room ID, Extended Tile
8.0"w X 2.67"h



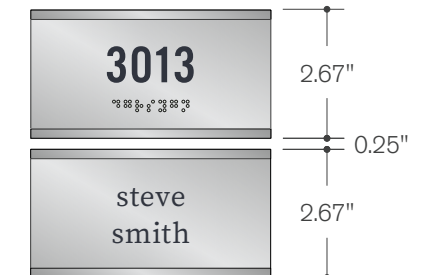
Configuration 50
Room ID, Extended Tile
8.0"w X 2.67"h



Configuration 51
Permanent Room ID
5.0"w X 2.67"h



Configuration 52
Workstation ID
5.0"w X 2.67"h



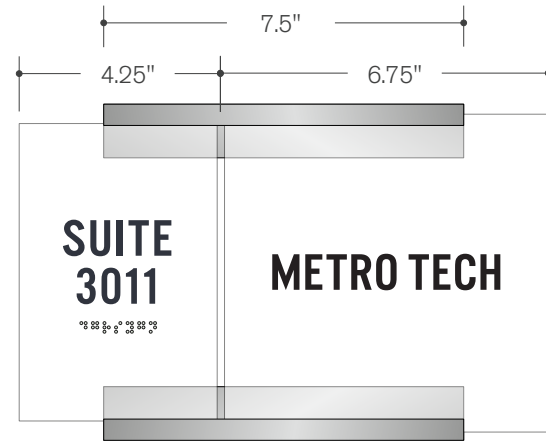

Configuration 53
Permanent Room ID
5.0"w X 5.57"h

Office and room signs have raised text and Braille in compliance with ADA. Many are designed with printed inserts making it easy to update copy.

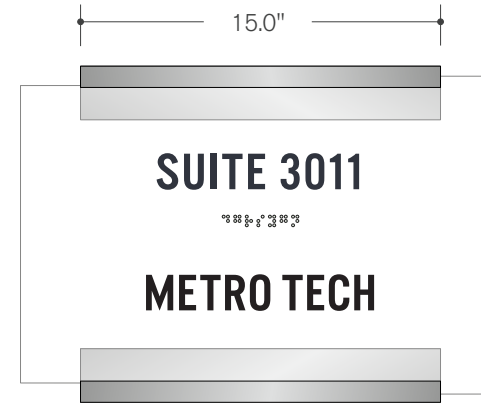
**Additional sizes and configurations available.*

takeform

11601 Maple Ridge Rd Medina NY, 14103
P 800.528.1398 F 585.798.8889
www.takeform.net



Configuration 54
Permanent Room ID, Multiple extended tile
11.0"w X 7.0"h




Configuration 55
Permanent Room ID, Extended tile
10.0"w X 7.0"h




Configuration 56
Permanent Room ID, Multiple extended tile
11.0"w X 8.5"h



Configuration 57
Permanent Room ID
11.0"w X 7.5"h




Configuration 58
Permanent Room ID, Multiple tile
8.5"w X 7.5"h



Configuration 59
Permanent Room ID, Multiple tile
11.0"w X 7.5"h

takeform

11601 Maple Ridge Rd Medina NY, 14103
P 800.528.1398 F 585.798.8889
www.takeform.net



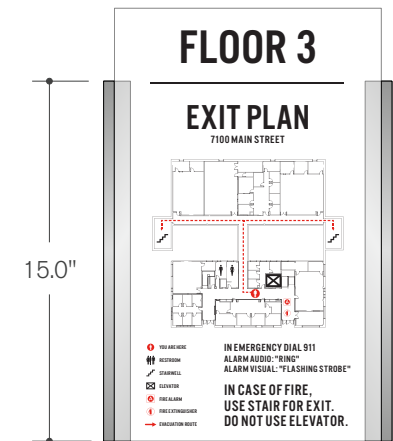
Configuration 60
Information
15.0"w X 15.0"h



Configuration 61
Information
15.0"w X 15.0"h



Configuration 62
Evacuation Map
12.0"w X 15.0"h



Configuration 63
Evacuation Map
12.0"w X 18.0"h



Configuration 64
Office Branding
22.5"w X 22.0"h



Configuration 65
Office Branding, Extended tile
26.0"w X 15.0"h