


takeform | free-standing signage



Stance | Introducing Your Space

The image shows a close-up of a blue wall with the word "amedia" in a silver, sans-serif font. The wall is part of a modern building facade.

amedia



With Stance, you'll have them at hello



We have many ways to greet one another. From a sturdy handshake to a lingering embrace. Our **Stance Collection** gives you that same breadth of expression. So that you can welcome guests and guide their first steps through your space. As well as shape their expectations of the people and atmosphere they'll encounter inside. Stance is a liberating medley of textures, patterns and colors from which to create that first impression. Important, of course, because it will impact all those that follow.



Stance 60 | Ellipse Collection
17-inch Series | Multi-Lens Directory
with Graphic Side Panel

Stand out on the way in

Stance extends the opportunity that is Fusion—allowing you to add to the aesthetic experience of all who enter your space. So that your signage is in **harmony** with the architecture and the identity of your client. Lobbies, reception areas, showrooms, meeting and conference facilities—no matter where you use it, **Stance stands out.**

22-inch Series



Stance 46 | Wave Collection

Side One | Pamphlet and Brochure Holders
Side Two | Single Lens Directory with Work Surface / Shelf

17-inch Series



Stance 29 | Arch Collection

Single Lens Directory Map



Stance 60 | Ellipse Collection


Back-Lit Graphics Panel



Stance 06 | Quad Collection

Side One | Multi-Lens Directory
Side Two | Full Single Lens

11-inch Series



Stance 51 | Quad Collection

Single Lens w/ Stand-offs



Stance 40 | Arch Collection

Single Lens



Get their attention

Stance lets you say what you want. Anywhere you want. And it does it with style. You see it as you approach. But look closer. Furniture grade fit and finish. Decorative hardware. Dazzling materials and graphics. And best of all... a range of **functionality** to meet any requirement.



Stance 40 | Arch Collection
11-inch Series | Single Lens
and Slide-out Insert

Create an impression

1 Select a Fusion Family

Choose from one of the standard header configurations at right or refer to your Fusion series number.

2 Choose Width

Select from one of three body widths, 22, 17 and 11 inches.

3 Choose Side 1 Configuration

Choose a body configuration for side 1. See diagrams at right.

4 Choose Side 2 Configuration

Choose a body configuration for side 2. See diagrams at right.

5 Select Finishes

Select finishes for the following components:

- face material
- backer material (if applicable)
- metal accent
- font
- type color
- insert color or graphic
- insert text color

For our full selection of materials, refer to our Elements of Expression catalog or visit: www.takeform.net

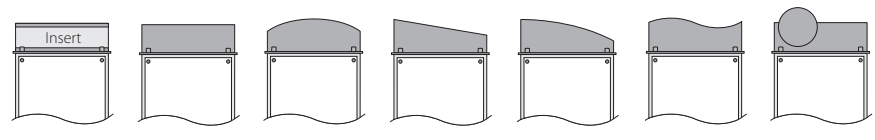
Stance 29 | Arch Collection
22-inch Series | Single-Lens
with Pamphlet / Brochure Holders

Take a Stance... your way

- directory options... you choose
- updatable graphic panels... you're in control
- back-lit graphic panel... make your image pop
- pamphlet/brochure holders... combinations galore
- work surface/shelf... where you need it
- graphic side panel... promote, direct, inform

Stance headers

Choose a standard header or select one of 24 designs from our Fusion collections.



Insert 00

Quad 01

Arch 02

Oblique 03

Camber 04

Wave 43

Ellipse 47

Put the information where you need it—where it will be seen

Typical applications

- building or floor directory
- informational kiosk
- directional pylon
- promotional board (advertising, events, menu board)
- free-standing work surface

22-Inch Series



Base Unit	Single Lens	Multi-Lens, Single Row	Multi-Lens, Double Row	Back-Lit Graphic Panel	Pamphlet/Brochure Holders
Unit Size: 22.5 x 77.5	Insert Size: 21.25 x 68.1 (full), 21.25 x 35.6 (half)	Insert Size: 21.25 x 1.5	Insert Size: 10.5 x 1.5	Back-Lit Panel Size: 20 x 34	
FK-N0-P	FK-E0-P, FK-B0-P, FK-B1-P, FK-B5-P, FK-B13-P	FK-C0-P, FK-C1-P, FK-C5-P, FK-C13-P	FK-D0-P, FK-D1-P, FK-D5-P, FK-D13-P	FK-L0-P, FK-L1-P, FK-L5-P, FK-L13-P	FK-M2-P, FK-M4-P, FK-M6-P, FK-M8-P, FK-M10-P, FK-M12-P, FK-M14-P, FK-M15-P
	<ul style="list-style-type: none"> Single Lens with Stand-offs Pamphlet Holders Brochure Holders Work Surface / Shelf 	<ul style="list-style-type: none"> Single Row Lens Configuration (22 inserts) with Stand-offs Pamphlet Holders Brochure Holders Work Surface / Shelf 	<ul style="list-style-type: none"> Double Row Lens Configuration (44 inserts) with Stand-offs Pamphlet Holders Brochure Holders Work Surface / Shelf 	<ul style="list-style-type: none"> Back-Lit Graphic Panel Pamphlet Holders Brochure Holders Work Surface / Shelf 	<ul style="list-style-type: none"> Pamphlet Holders Brochure Holders Work Surface / Shelf

Graphic Side Panels
Side Panel: 10 x 71.5 (full), 10 x 31.5 (half)
FK-N0-P-L2, FK-N0-P-R1
Graphic side panels may be added to any 22-inch body configuration

17-Inch Series



Base Unit	Single Lens	Multi-Lens, Single Row	Multi-Lens, Double Row	Back-Lit Graphic Panel	Pamphlet/Brochure Holders
Unit Size: 17.5 x 77.5	Insert Size: 16.5 x 68.9 (full), 16.5 x 32.9 (half)	Insert Size: 16.5 x 1.4	Insert Size: 8.2 x 1.4	Back-Lit Panel Size: 15 x 26	
EK-N0-P	EK-E0-P, EK-B0-P, EK-B1-P, EK-B5-P	EK-C0-P, EK-C1-P, EK-C5-P	EK-D0-P, EK-D1-P, EK-D5-P	EK-L0-P, EK-L1-P, EK-L5-P	EK-M6-P, EK-M8-P, EK-M2-P, EK-M4-P, EK-M9-P
	<ul style="list-style-type: none"> Single Lens with Stand-offs Pamphlet Holders Brochure Holders 	<ul style="list-style-type: none"> Single Row Lens Configuration (22 inserts) with Stand-offs Pamphlet Holders Brochure Holders 	<ul style="list-style-type: none"> Double Row Lens Configuration (44 inserts) with Stand-offs Pamphlet Holders Brochure Holders 	<ul style="list-style-type: none"> Back-Lit Graphic Panel Pamphlet Holders Brochure Holders 	<ul style="list-style-type: none"> Pamphlet Holders Brochure Holders

Graphic Side Panels
Side Panel: 10 x 71.5 (full), 10 x 31.5 (half)
EK-N0-P-L2, EK-N0-P-R1
Graphic side panels may be added to any 17-inch body configuration

11-Inch Series



Base Unit	Single Lens	Pamphlet/Brochure Holders
Unit Size: 11 x 56	Insert Size: 11 x 17	
CK-N0	CK-MW0, CK-MW3, CK-MW7	CK-M2, CK-M6, CK-M9
	<ul style="list-style-type: none"> Single Lens Pamphlet Holders Brochure Holders 	<ul style="list-style-type: none"> Pamphlet Holders Brochure Holders



Stance 60 | Ellipse Collection
17-inch Series | Back-Lit Graphics Panel



Stance 06 | Quad Collection
 17-inch Series
 Left: Multi-Lens Directory
 Right: Full Single Lens




takeform
 Architectural Graphics

One Mahar Way, Medina, New York 14103
 585.798.8888 P 585.798.8889 F
 800.528.1398 www.takeform.net

