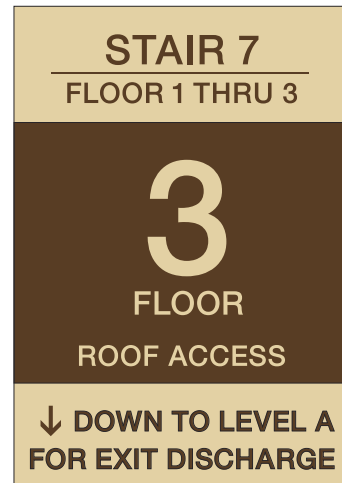


Option 1

Type N CS14X15-T
14.0"w X 15.0"h

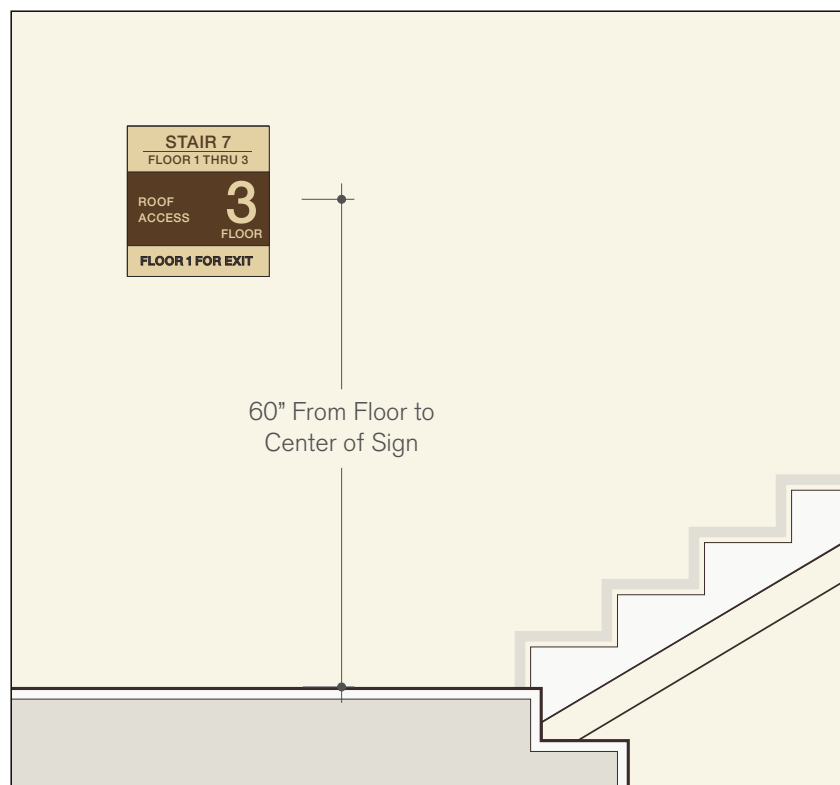


Option 2 (Extended)

Type N CS14X20-T
14"w X 20.0"h

**Direct print, ACM construction | finishes vary per project.*

SAMPLE ELEVATION



**Level ID Sign Selection will be dependent on local officials*

NOTE: *This is an interpretation of a published code.*

This may or may not be what is required by your local Authority Having Jurisdiction (AHJ). It's always best to check with your AHJ prior to starting any new project.

These guidelines are derived from NFPA 101, 2009, pg. 101 - 58. 7.2.2.5.4

Stair Identification 7.2.2.5.4.1

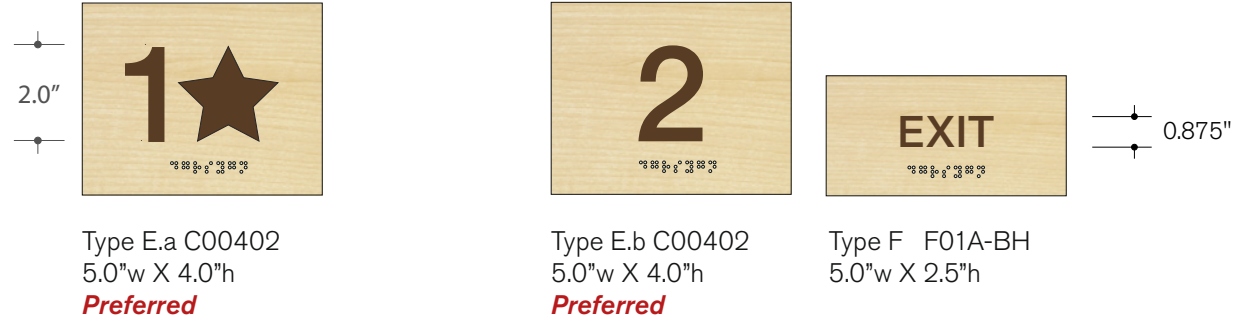
New enclosed stairs serving three or more stories and existing enclosed stairs serving five or more stories shall comply with 7.2.2.5.4.1 (A) through (M):

- (A) The stairs shall be provided with special signage within the enclosure at each floor landing.
- (B) The signage shall indicate the floor level.
- (C) The signage shall indicate the terminus of the top and bottom of the stair enclosure.
- (D) The signage shall indicate the identification of the stair enclosure.
- (E) The signage shall indicate the floor level of, and the direction to, exit discharge.
- (F) The signage shall be located inside the enclosure approximately 60 in. (1525 mm) above the floor landing in a position that is visible when the door is in the open or closed position.
- (G) The signage shall comply with 7.10.8.1 and 7.10.8.2 of this Code.
- (H) The floor level designation shall also be tactile in accordance with ICC/ANSI A117.1, American National Standard for Accessible and Usable Buildings and Facilities.
- (I) The signage shall be painted or stenciled on the wall or on a separate sign securely attached to the wall.
- (J) The stairway identification letter shall be located at the top of the sign in minimum 1 in. (25mm) high lettering and shall be in accordance with 7.10.8.2.
- (K) Signage that reads NO ROOF ACCESS and is located under the stairway identification letter shall designate stairways that do not provide roof access. Lettering shall be a minimum of 1" (25mm) high and shall be in accordance with 7.10.8.2
- (L) The floor level number shall be located in the middle of the sign in minimum 5 in. (125 mm) high numbers and shall be in accordance with 7.10.8.2. Mezzanine levels shall have the letter "M" or other appropriate identification letter preceding the floor number, while basement levels shall have the letter "B" or the appropriate identification letter preceding the floor level number.
- (M) Identification of the lower and upper terminus of the stairway shall be located at the bottom of the sign in minimum 1 in. (25 mm) high letters or numbers and shall be in accordance with 7.10.8.2.

7.2.2.5.4.2

Wherever an enclosed stair requires travel in an upward direction to reach the level of exit discharge, special signs with directional indicators showing the direction to the level of exit discharge shall be provided at each floor level landing from which upward direction of travel is required, unless otherwise provided in 7.2.2.5.4.2 (A) and 7.2.2.5.4.2 (B), and the following also shall apply:

- (1) Such signage shall comply with 7.10.8.1 and 7.10.8.2.
- (2) Such signage shall be visible when the door leaf is in the open or closed position.
- (A) The requirement of 7.2.2.5.4.2 shall not apply where signs required by 7.2.2.5.4.1 are provided.
- (B) The requirement of 7.2.2.5.4.2 shall not apply to stairs extending not more than one story below the level of exit discharge where the exit discharge is clearly obvious.



Type E.a C00402
5.0\"w X 4.0\"h
Preferred

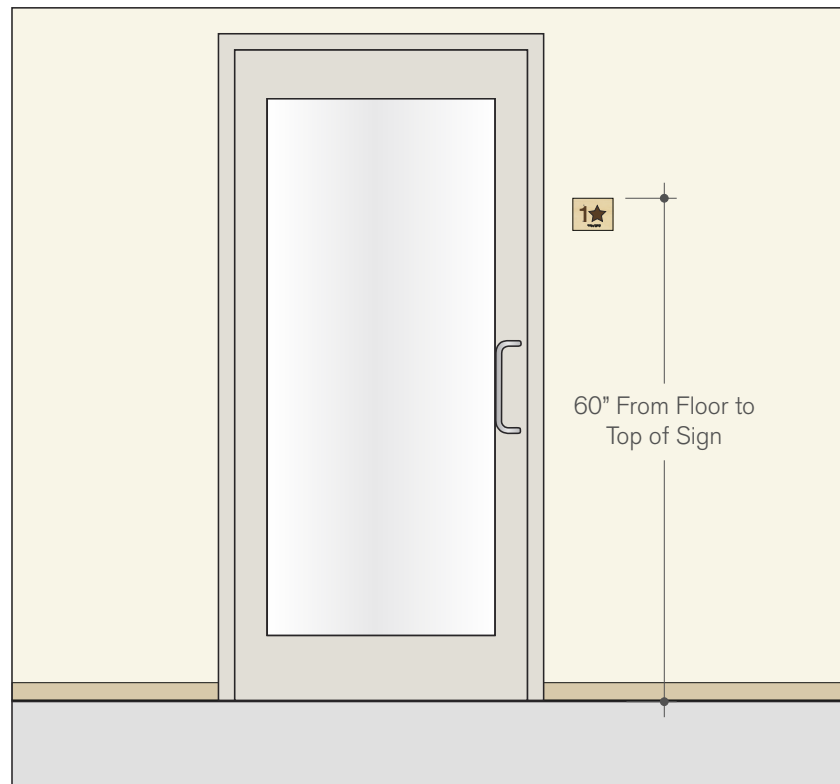
Type E.b C00402
5.0\"w X 4.0\"h
Preferred

Type F F01A-BH
5.0\"w X 2.5\"h

**Laminate construction with raised copy and grade II braille | finishes vary per project.*

Type E.a sign is to be used for the Ground Floor ONLY and Type E.b is to be used for every other floor, in conjunction with the ANSI approved tactile EXIT sign. Copy height and component not to exceed the example, but can be reduced within ICC guidelines.

SAMPLE ELEVATION



NOTE: *This is an interpretation of a published code.*

This may or may not be what is required by your local Authority Having Jurisdiction (AHJ). It's always best to check with your AHJ prior to starting any new project.

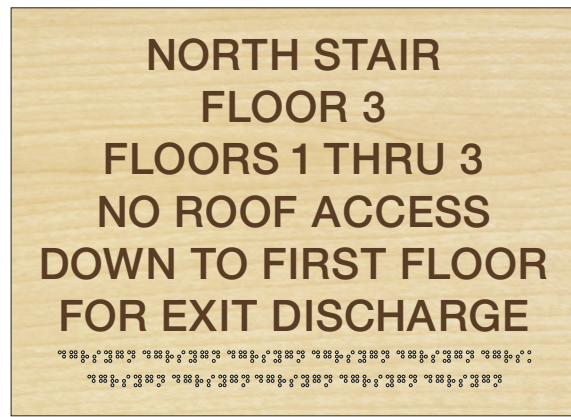
**Tactile Sign Selection will be dependent on local officials*

ANSI A117.1

504.9 Stair Level Identification.

Stair Level identification signs in raised characters and braille complying with Sections 703.3 and 703.4 shall be located at each floor level landing in all enclosed stairways adjacent to the door leading from the stairwell into the corridor to identify the floor level. The exit door discharging to the outside or to the level of exit discharge shall have a sign raised characters and braille stating "EXIT".

Commentary: Raised numbers and braille signage must be provided adjacent to each door in a stairway indicating the floor level. This is in addition to the signage required by the model codes where floor levels must be identified on the wall across from the door so that occupants or emergency responders in the stairway can identify the level they are on. At the door that leads to the outside, there should be additional raised and braille signage indicating "EXIT". This requirement should still be followed even when the stairway discharges to a lobby or exit passageway instead of directly to the exterior.



Type E.c C11202-Rotated
11.81"w X 8.5"h

Acceptable, but not preferred

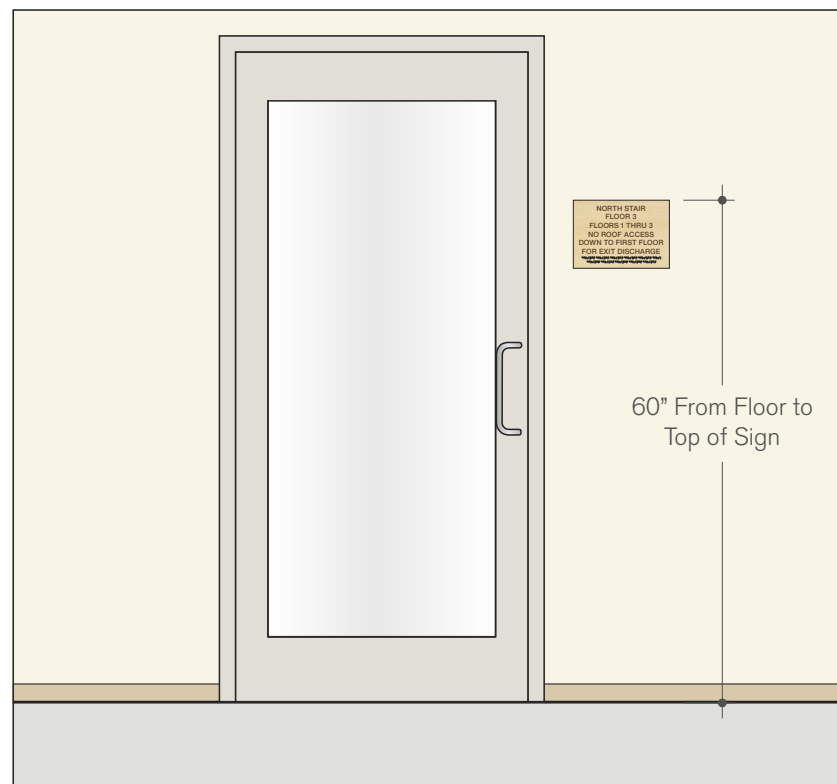


Type F F01A-BH
5.0"w X 2.5"h

**Laminate construction with raised copy and grade II braille | finishes vary per project.*

Type E.c is to be used on every floor in conjunction with the ANSI approved tactile EXIT sign. Example shown is the minimum size this sign can be produced and still be compliant.

SAMPLE ELEVATION



NOTE: *This is an interpretation of a published code.*

This may or may not be what is required by your local Authority Having Jurisdiction (AHJ). It's always best to check with your AHJ prior to starting any new project.


**Tactile Sign Selection will be dependent on local officials*

ANSI A117.1

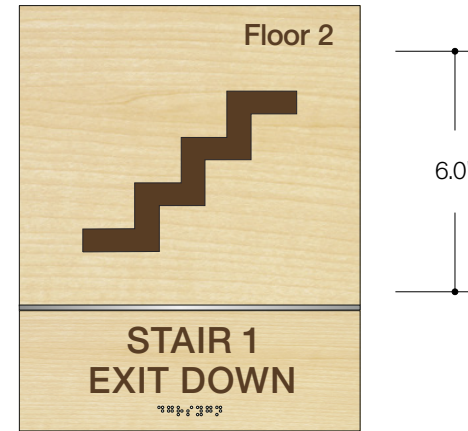
504.9 Stair Level Identification.

Stair Level identification signs in raised characters and braille complying with Sections 703.3 and 703.4 shall be located at each floor level landing in all enclosed stairways adjacent to the door leading from the stairwell into the corridor to identify the floor level. The exit door discharging to the outside or to the level of exit discharge shall have a sign raised characters and braille stating "EXIT".

Commentary: Raised numbers and braille signage must be provided adjacent to each door in a stairway indicating the floor level. This is in addition to the signage required by the model codes where floor levels must be identified on the wall across from the door so that occupants or emergency responders in the stairway can identify the level they are on. At the door that leads to the outside, there should be additional raised and braille signage indicating "EXIT". This requirement should still be followed even when the stairway discharges to a lobby or exit passageway instead of directly to the exterior.



Option 1
 Type E F01B-G2-BC
 8.5"w X 9.0"h



Option 2
 Type E C10702-S0101-C10302
 8.5"w X 10.6"

**Laminate construction with raised copy and grade II braille | finishes vary per project.*

Stair Sign Selection and Text Used will be dependent on Local Officials